

DOORS PPD AL

FLOOD PROTECTION



Watertight doors tailor made for each application.

Design and functionality like classic hinged doors.

Quick seal activation (manual or automatic).

Minimal requirements on maintenance.



FUNCTION

Watertight doors prevent ingress of water into houses or other buildings in the event of floods or torrential rain. Quick and easy activation whenever needed.

DESIGN AND FUNCTIONALITY LIKE CLASSIC HINGED DOORS

PPD AL watertight doors fulfill the function of standard doors and are indistinguishable from them at first sight. You can choose from a wide spectrum of RAL colours, various types of fittings, various dimensions, types of glazing and other equipment.

WATER-TIGHTNESS AND RELIABILITY

The watertightness of the door is ensured by an inflatable EPDM seal placed in the door leaf and a stainless strip in the doorframe.

SYSTEM ACTIVATION

Manual activation:

Activation by using a pump with a pressure gauge. Air is pumped into the seal through an inflation valve which is led through the door leaf and is protected by a cover.



Automatic activation:

Activation by compressor inside the control unit triggered by either a flood sensor, button on the control unit or remotely.



HORIZONTAL SECTIONS

Doorframe:

Two mounting types

(into the opening and into the opening - corner)

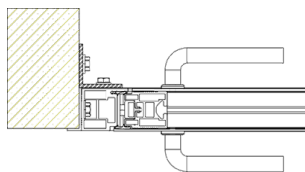
L-profil s těsněním

Door leaf thickness: 58 mm

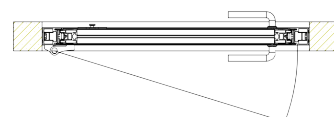
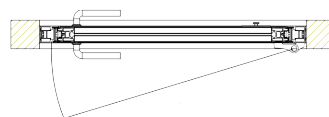
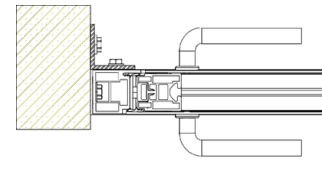
Door opening:

Always towards the water

into the opening

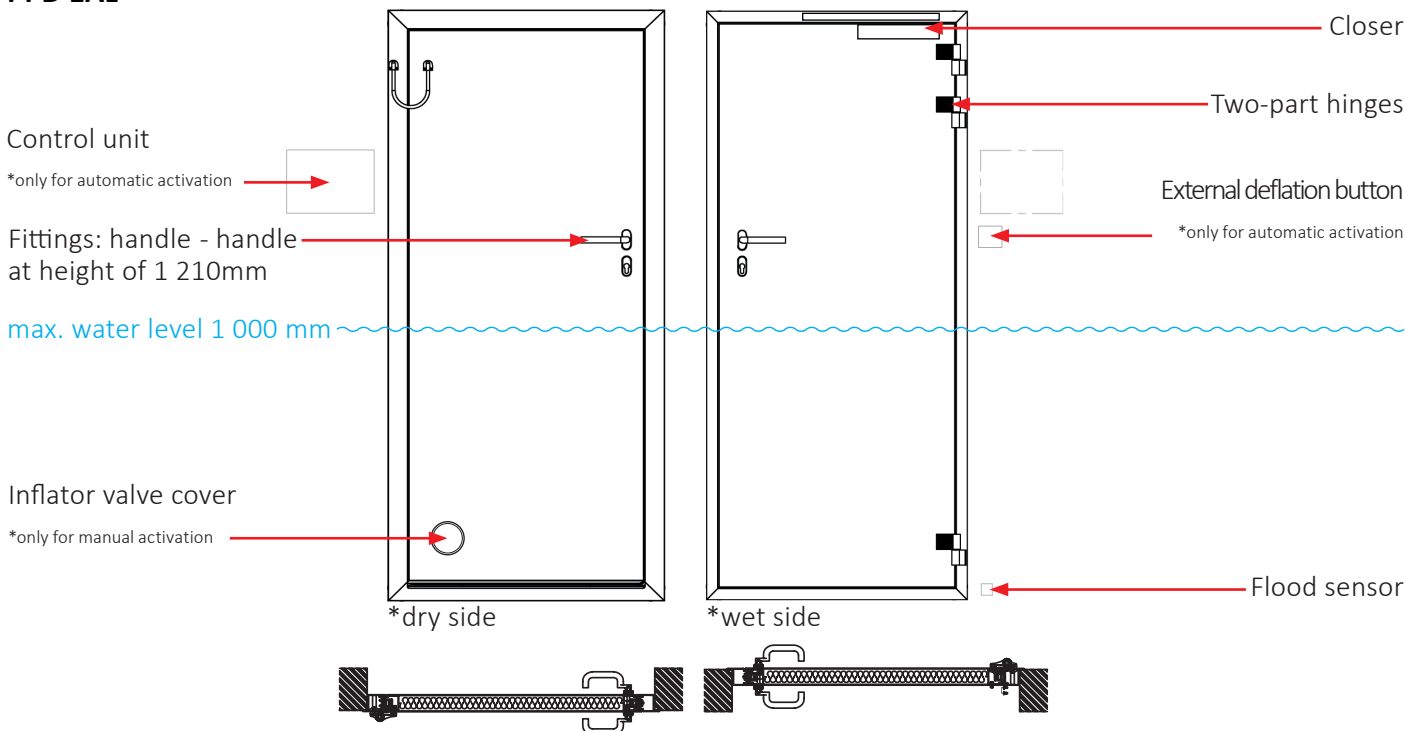


into the opening - corner

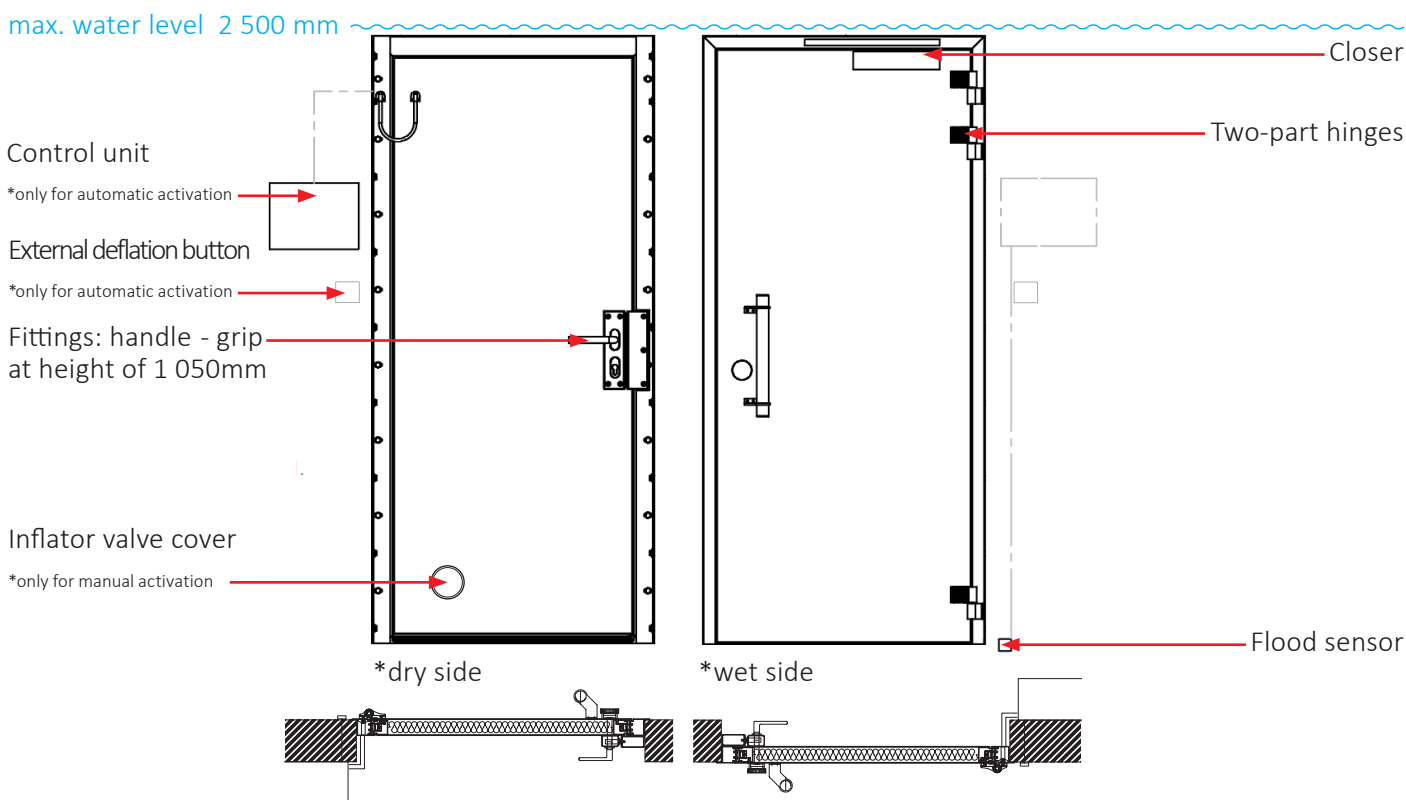


PRODUCT DESCRIPTION

PPD 1AL



PPD 2AL



	PPD 1AL	PPD 2AL	PPD Double leaf
Maximum water level:	1 000 mm	2 500 mm	2 500 mm
Door width:	600 - 1 250 mm	600 - 1 250 mm	width of a single leaf: 600 - 1 250mm
Door height:	2 000 - 2 200 mm	2 000 - 2 200 mm	2 000 - 2 200 mm

The ideal solution for your house, cottage or garage. Watertight doors can also be used in industrial buildings, where they protect against water ingress into administrative or production areas, IT rooms, archives and other sensitive spaces. Quick seal activation and minimal requirements on maintenance.



Fittings:



Handle



Grip



Push bar lock



Knob

022022.0191EN

Other flood protection solutions:



MOBILE BARRIER:
INOVA AL



MOBILE BARRIER:
FLOM



PASSIVE
DAM



WATERTIGHT DOOR:
PPD



WATERTIGHT
GATE



ANTI-CONTAMINATION
BARRIER



MOBILE BARRIER:
JPZ



ATYPICAL
WATERTIGHT SOLUTIONS